

NATIONAL EMPLOYMENT REPORT

CANADA | September 2022

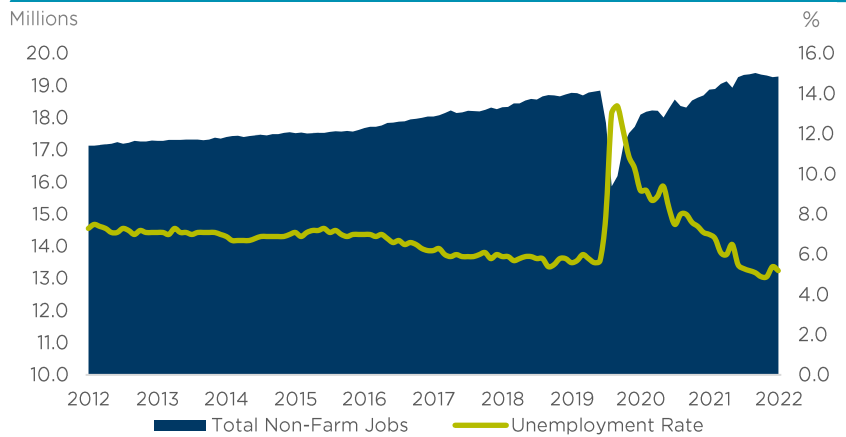


2021 GDP Growth **4.5%**
2022F GDP Growth **3.1%**
Estimated

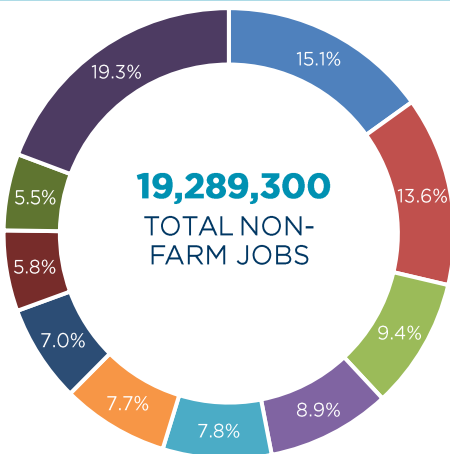
Unemployment Rate
Sept. 2021 **7.0%**
Sept. 2022 **5.2%**

Road to Recovery
Mar.-Apr. 2020 Total Jobs Losses **-3.0M**
May 2020-Sept. 2022 Total Jobs **3.4M**

Total Non-Farm Employment vs. Unemployment Rate



Employment by Industry

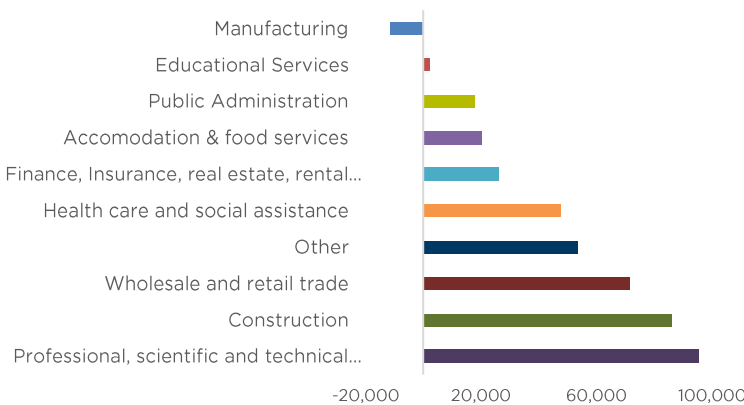


- Wholesale and retail trade
- Health care and social assistance
- Professional, scientific and technical services
- Manufacturing
- Construction
- Educational services
- Finance, insurance, real estate, rental and leasing
- Public Administration
- Accommodation & food services
- Other

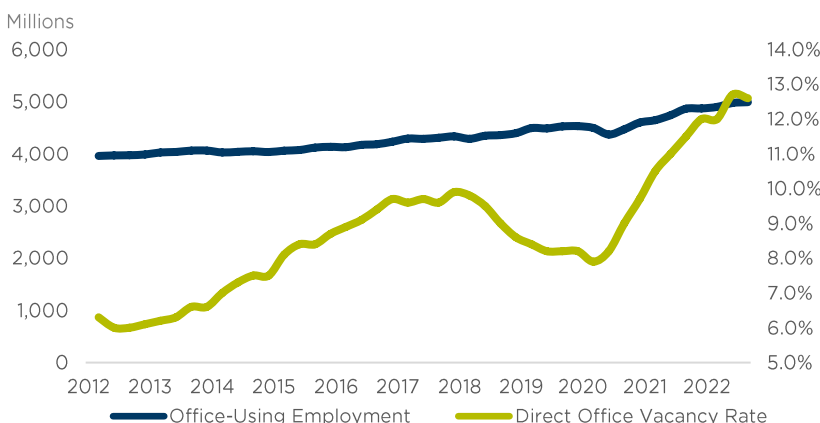
Employment Change Sept. 2021 vs. Sept. 2022

City	Change	Gains	No. of Jobs
VANCOUVER	1.6%	25K	1.5M
CALGARY	9.1%	74K	892K
EDMONTON	3.8%	29K	806K
SASKATOON	10.1%	18K	191K
WINNIPEG	2.3%	10K	459K
KITCHENER/WATERLOO	4.6%	15K	335K
LONDON	3.2%	9K	295K
TORONTO	2.5%	88K	3.5M
OTTAWA	3.7%	22K	610K
MONTREAL	2.6%	59K	2.3M
HALIFAX	4.9%	12K	251K

Year-Over-Year Job Changes by Sector (Sept. 2021 vs. Sept. 2022)



Office-Using Employment vs. Direct Office Vacancy



For more information, please contact:

Kristina Bowman
Senior Manager of Research
416 359 2419
kristina.bowman@cushwake.com

©2022 Cushman & Wakefield. The information contained within this report is gathered from multiple sources believed to be reliable. The information may contain errors or omissions and is presented without any warranty or representations as to its accuracy.