

NATIONAL EMPLOYMENT REPORT

CANADA | July 2022

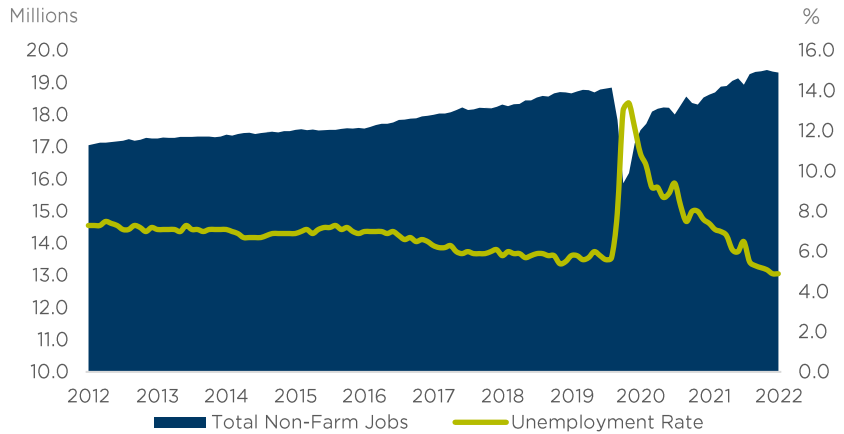


2021 GDP Growth **4.5%**
2022F GDP Growth **3.3%**
Estimated

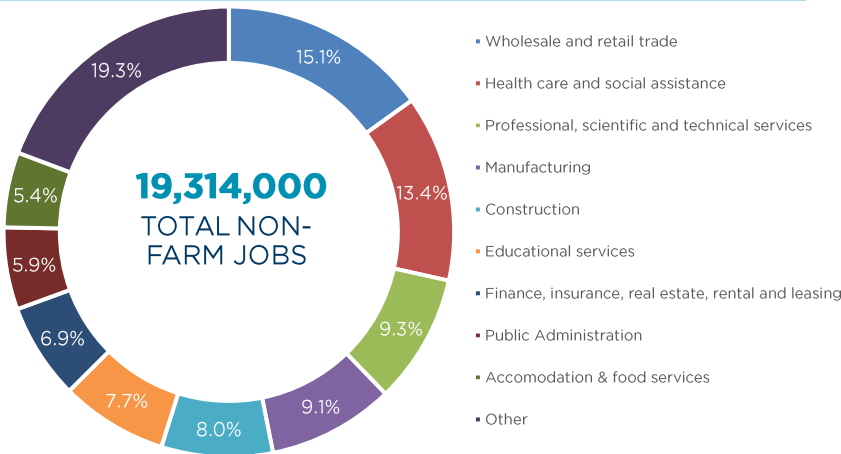
Unemployment Rate
7.4% July 2021
4.9% July 2022

Road to Recovery
-3.0M Total Jobs Losses
3.4M Total Jobs Gains
Mar.-Apr. 2020 | May 2020-July 2022

Total Non-Farm Employment vs. Unemployment Rate



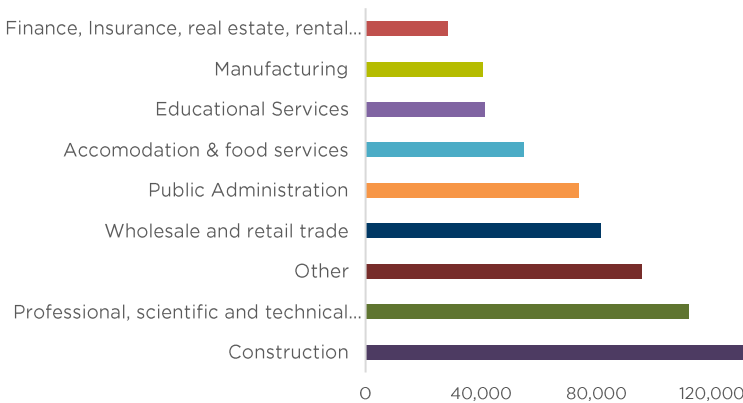
Employment by Industry



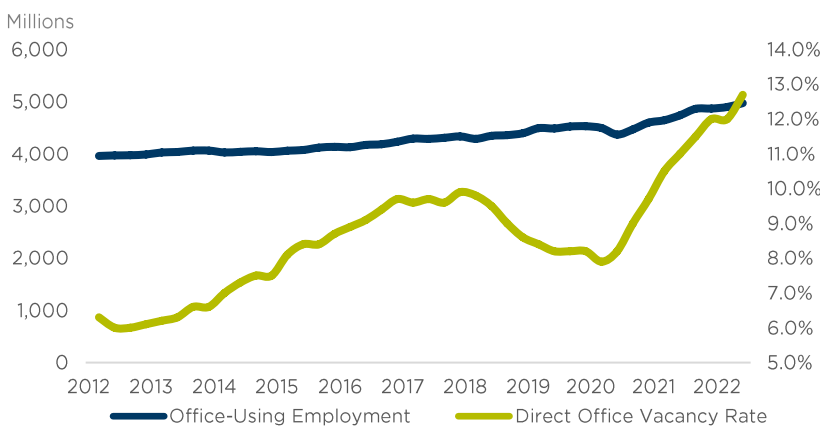
Employment Change July 2021 vs. July 2022

City	Change	Gains	No. of Jobs
VANCOUVER	2.7%	40K	1.5M
CALGARY	9.8%	80K	888K
EDMONTON	5.4%	41K	808K
SASKATOON	12.1%	21K	192K
WINNIPEG	3.5%	16K	459K
KITCHENER/WATERLOO	4.5%	14K	335K
LONDON	4.4%	12K	295K
TORONTO	7.2%	241K	3.6M
OTTAWA	1.0%	6K	609K
MONTREAL	1.7%	40K	2.3M
HALIFAX	8.4%	20K	253K

Year-Over-Year Job Changes by Sector (July 2021 vs. July 2022)



Office-Using Employment vs. Direct Office Vacancy



For more information, please contact:

Kristina Bowman
Senior Manager of Research
416 359 2419
kristina.bowman@cushwake.com

©2022 Cushman & Wakefield. The information contained within this report is gathered from multiple sources believed to be reliable. The information may contain errors or omissions and is presented without any warranty or representations as to its accuracy.