

NATIONAL EMPLOYMENT REPORT

CANADA | May 2023



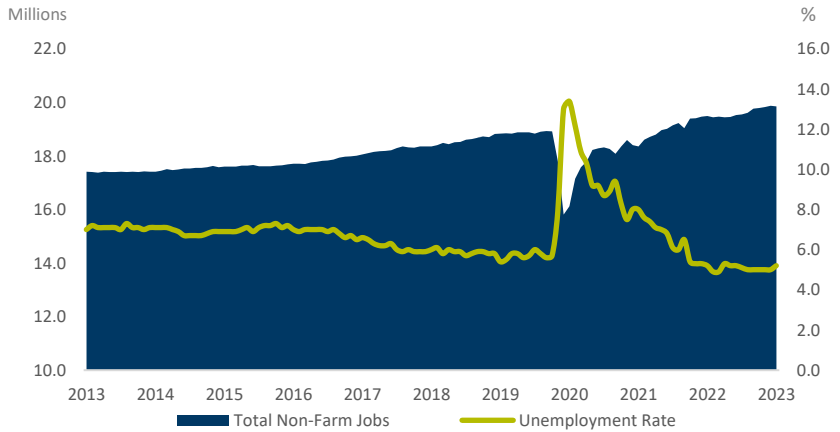
2022
GDP Growth
3.4%

2023F
GDP Growth
0.5%
Forecast

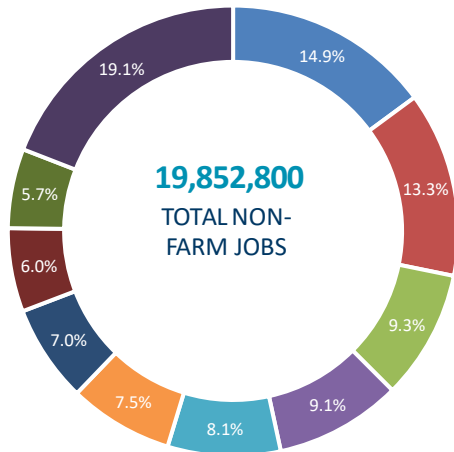
Unemployment Rate
5.2% May 2022
5.2% May 2023

Road to Recovery
-3.0M March-April 2020
Total Jobs Losses
4.0M May 2020-May 2023
Total Jobs Gains

Total Non-Farm Employment vs. Unemployment Rate



Employment by Industry



- Wholesale and retail trade
- Health care and social assistance
- Professional, scientific and technical services
- Manufacturing
- Construction
- Educational services
- Finance, insurance, real estate, rental and leasing
- Public Administration
- Accommodation & food services
- Other



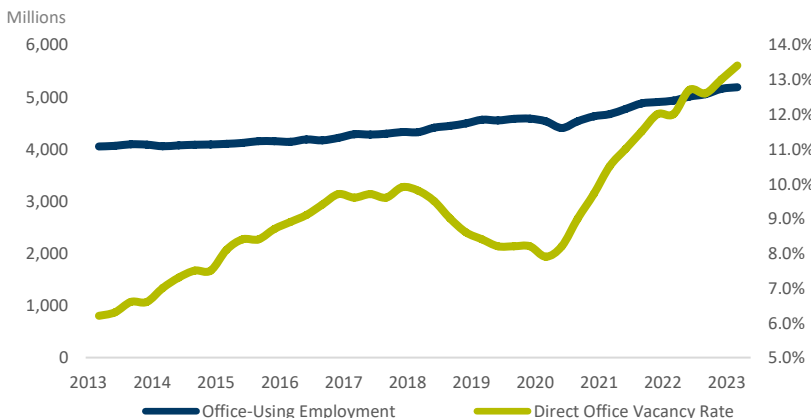
Employment Change May 2022 vs. May 2023

City	Change	Gains	No. of Jobs
VANCOUVER	1.2%	19K	1.6M
CHANGE GAINS NO. OF JOBS			
CALGARY	3.5%	30K	901K
CHANGE GAINS NO. OF JOBS			
EDMONTON	5.0%	40K	850K
CHANGE GAINS NO. OF JOBS			
SASKATOON	0.3%	0.5K	194K
CHANGE GAINS NO. OF JOBS			
WINNIPEG	2.2%	10K	472K
CHANGE GAINS NO. OF JOBS			
KITCHENER/WATERLOO	3.3%	11K	341K
CHANGE GAINS NO. OF JOBS			
LONDON	0.4%	1K	300K
CHANGE GAINS NO. OF JOBS			
TORONTO	2.6%	92K	3.7M
CHANGE GAINS NO. OF JOBS			
OTTAWA	3.1%	19K	631K
CHANGE GAINS NO. OF JOBS			
MONTREAL	4.0%	94K	2.4M
CHANGE GAINS NO. OF JOBS			
HALIFAX	4.6%	11K	263K
CHANGE GAINS NO. OF JOBS			

Year-Over-Year Job Changes by Sector (May 2022 vs. May 2023)



Office-Using Employment vs. Direct Office Vacancy



For more information, please contact:

Kristina Bowman
Senior Manager of Research
416 359 2419
kristina.bowman@cushwake.com

©2023 Cushman & Wakefield. The information contained within this report is gathered from multiple sources believed to be reliable. The information may contain errors or omissions and is presented without any warranty or representations as to its accuracy.