

NATIONAL EMPLOYMENT REPORT

CANADA | January 2023



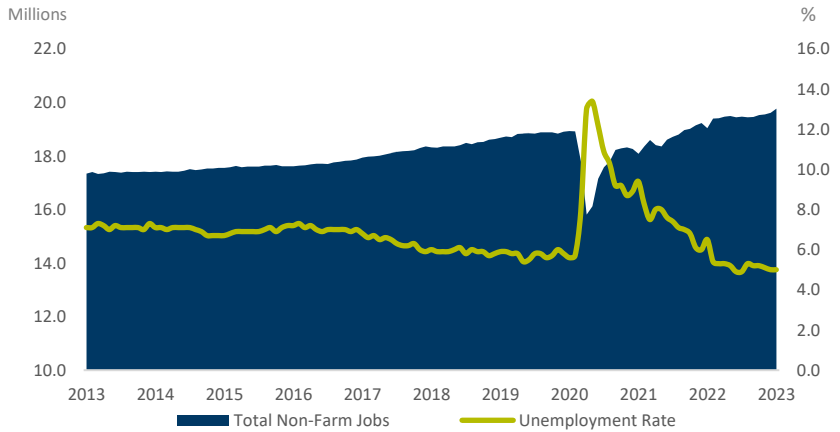
2022 GDP Growth **3.5%**
Jan. 2022

2023F GDP Growth **0.6%**
Estimated
Jan. 2023

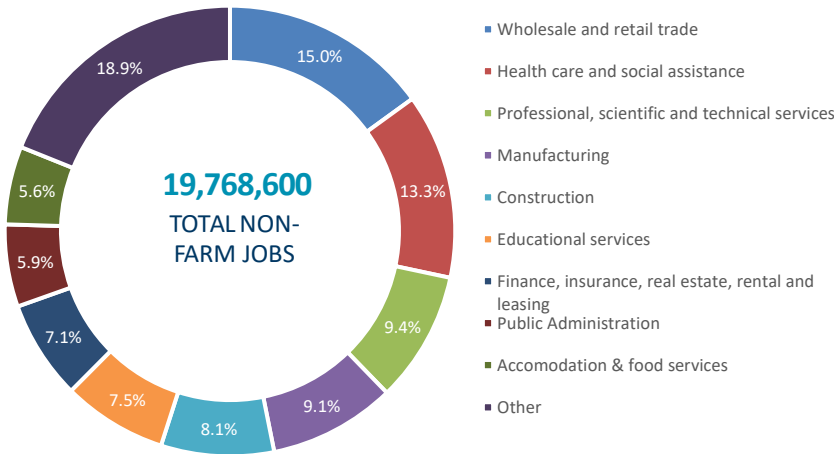
Unemployment Rate
6.5% Jan. 2022
5.0% Jan. 2023

Road to Recovery
-3.0M Mar.-Apr. 2020 Total Jobs Losses
3.9M May 2020-Jan. 2023 Total Jobs Gains

Total Non-Farm Employment vs. Unemployment Rate



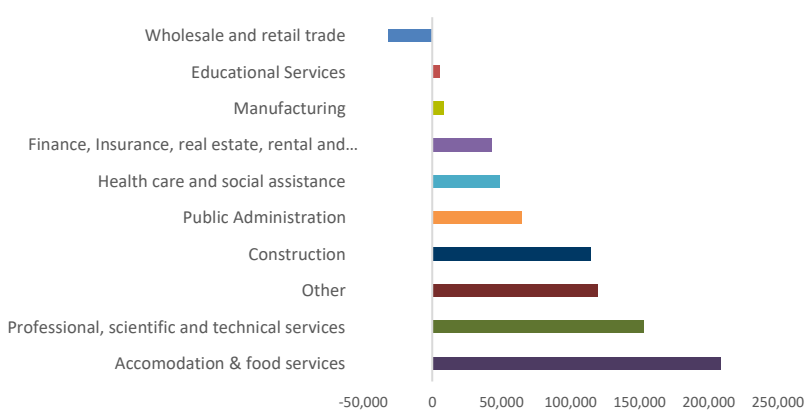
Employment by Industry



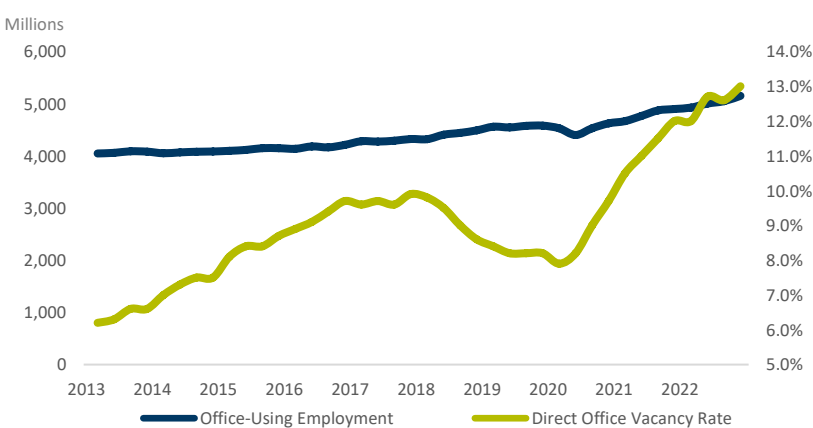
Employment Change Jan. 2022 vs. Jan. 2023

City	Change	Gains	No. of Jobs
VANCOUVER	1.8%	28K	1.5M
CALGARY	4.4%	37K	871K
EDMONTON	2.9%	23K	828K
SASKATOON	2.0%	4K	190K
WINNIPEG	1.7%	8K	467K
KITCHENER/WATERLOO	1.7%	6K	337K
LONDON	0.8%	2K	297K
TORONTO	0.2%	9K	3.6M
OTTAWA	6.8%	40K	626K
MONTREAL	3.7%	87K	2.4M
HALIFAX	7.5%	18K	261K

Year-Over-Year Job Changes by Sector (Jan. 2022 vs. Jan. 2023)



Office-Using Employment vs. Direct Office Vacancy



For more information, please contact:

Kristina Bowman
Senior Manager of Research
416 359 2419
kristina.bowman@cushwake.com

© 2023 Cushman & Wakefield. The information contained within this report is gathered from multiple sources believed to be reliable. The information may contain errors or omissions and is presented without any warranty or representations as to its accuracy.