

NATIONAL EMPLOYMENT REPORT

CANADA | December 2022

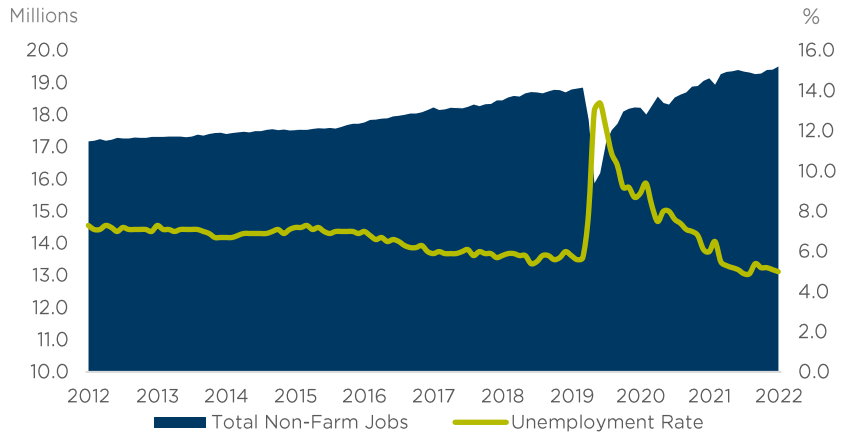


2021 GDP Growth **5.0%**
2022F GDP Growth **3.5%**
Estimated

Unemployment Rate
6.0% Dec. 2021
5.0% Dec. 2022

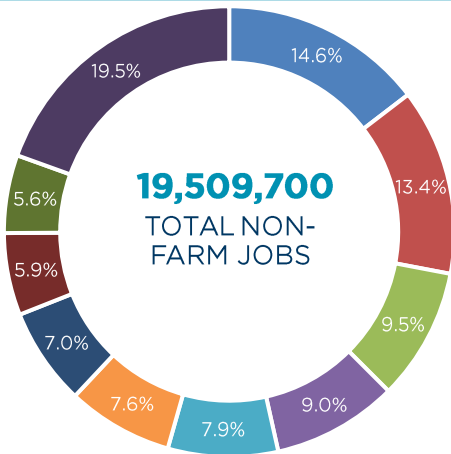
Road to Recovery
-3.0M Mar.-Apr. 2020 Total Jobs Losses
3.6M May 2020-Dec. 2022 Total Jobs Gains

Total Non-Farm Employment vs. Unemployment Rate



Employment by Industry

19,509,700
TOTAL NON-FARM JOBS

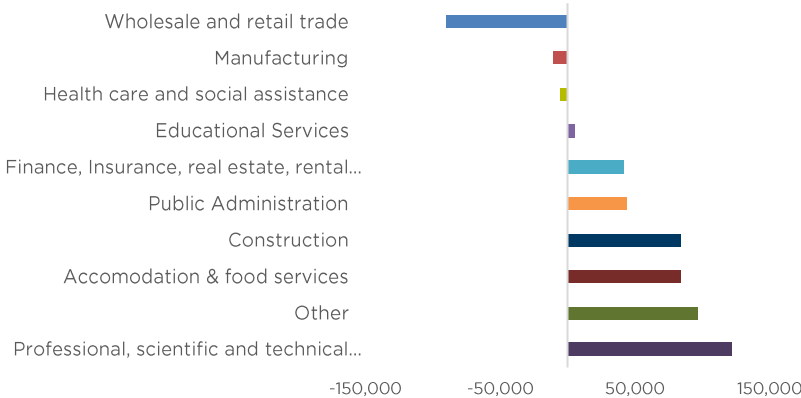


- Wholesale and retail trade
- Health care and social assistance
- Professional, scientific and technical services
- Manufacturing
- Construction
- Educational services
- Finance, insurance, real estate, rental and leasing
- Public Administration
- Accommodation & food services
- Other

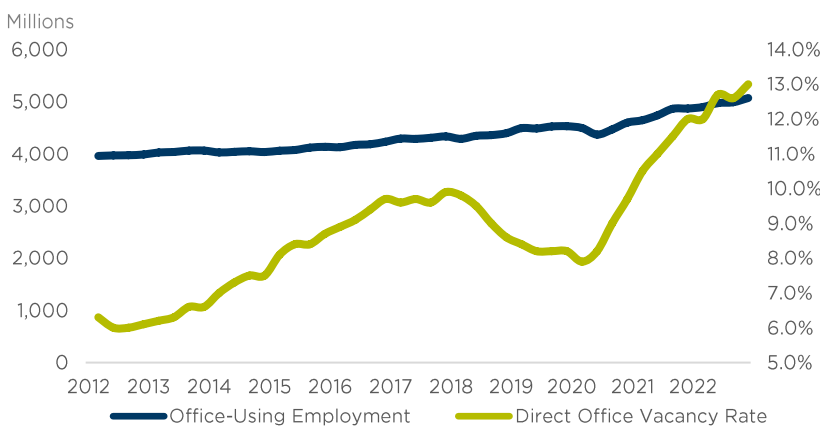
Employment Change Dec. 2021 vs. Dec. 2022

City	Change	Gains	No. of Jobs
VANCOUVER	1.7%	26K	1.5M
CALGARY	5.7%	47K	875K
EDMONTON	1.4%	11K	806K
SASKATOON	2.3%	4K	186K
WINNIPEG	2.0%	9K	460K
KITCHENER/WATERLOO	0.9%	3K	333K
LONDON	0.2%	0.6K	293K
TORONTO	-0.5%	-18K	3.5M
OTTAWA	5.8%	34K	613K
MONTREAL	3.0%	69K	2.4M
HALIFAX	4.3%	10K	252K

Year-Over-Year Job Changes by Sector (Dec. 2021 vs. Dec. 2022)



Office-Using Employment vs. Direct Office Vacancy



For more information, please contact:

Kristina Bowman
Senior Manager of Research
416 359 2419
kristina.bowman@cushwake.com

©2023 Cushman & Wakefield. The information contained within this report is gathered from multiple sources believed to be reliable. The information may contain errors or omissions and is presented without any warranty or representations as to its accuracy.