

NATIONAL EMPLOYMENT REPORT

CANADA | October 2022

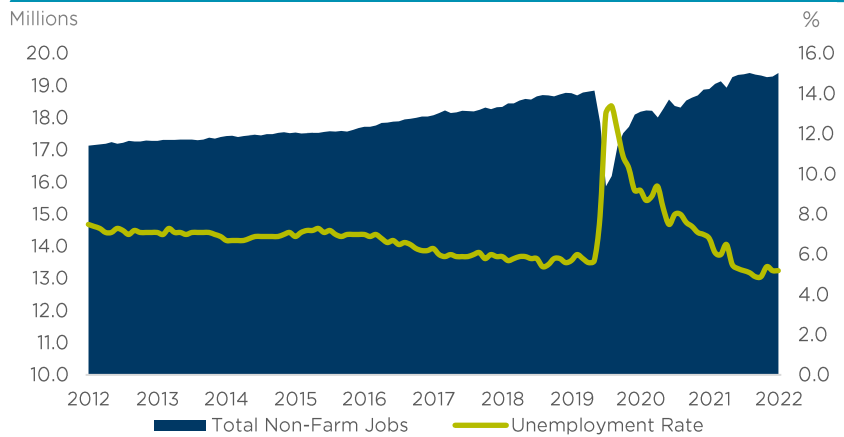


2021 GDP Growth **4.5%**
2022F GDP Growth **3.4%**
Estimated

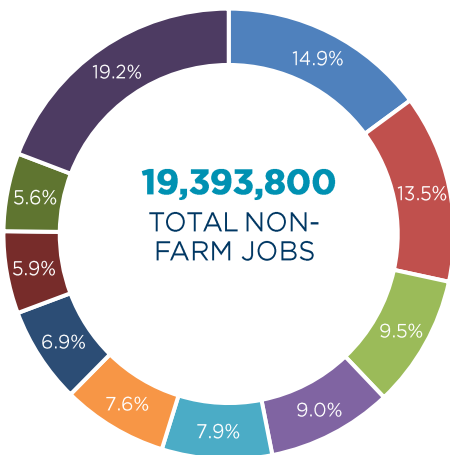
Unemployment Rate
6.8% Oct. 2021
5.2% Oct. 2022

Road to Recovery
-3.0M Mar.-Apr. 2020 Total Jobs Losses
3.5M May 2020-Oct. 2022 Total Jobs Gains

Total Non-Farm Employment vs. Unemployment Rate



Employment by Industry



- Wholesale and retail trade
- Health care and social assistance
- Professional, scientific and technical services
- Manufacturing
- Construction
- Educational services
- Finance, insurance, real estate, rental and leasing
- Public Administration
- Accommodation & food services
- Other



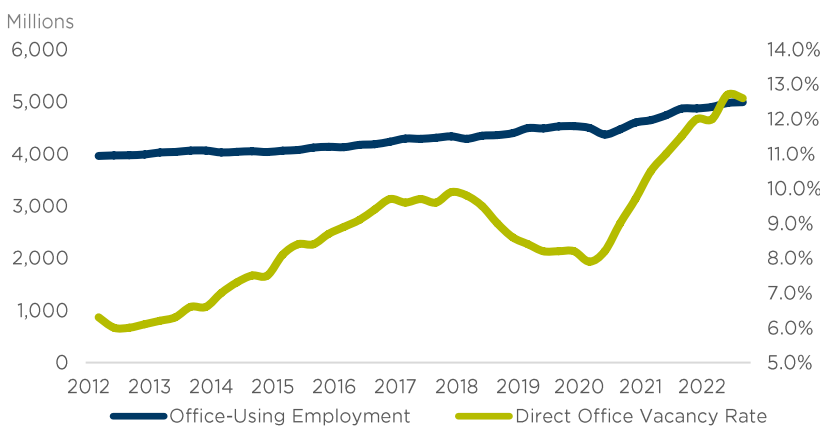
Employment Change Oct. 2021 vs. Oct. 2022

City	Change	Gains	No. of Jobs
VANCOUVER	1.7%	25K	1.5M
CALGARY	7.1%	59K	889K
EDMONTON	3.1%	24K	803K
SASKATOON	8.0%	14K	189K
WINNIPEG	2.3%	10K	459K
KITCHENER/WATERLOO	3.1%	10K	333K
LONDON	2.0%	6K	294K
TORONTO	0.8%	29K	3.5M
OTTAWA	5.1%	30K	612K
MONTREAL	3.4%	77K	2.3M
HALIFAX	4.0%	10K	250K

Year-Over-Year Job Changes by Sector (Oct. 2021 vs. Oct. 2022)



Office-Using Employment vs. Direct Office Vacancy



For more information, please contact:

Kristina Bowman
Senior Manager of Research
416 359 2419
kristina.bowman@cushwake.com

©2022 Cushman & Wakefield. The information contained within this report is gathered from multiple sources believed to be reliable. The information may contain errors or omissions and is presented without any warranty or representations as to its accuracy.