

NATIONAL EMPLOYMENT REPORT

CANADA | June 2022

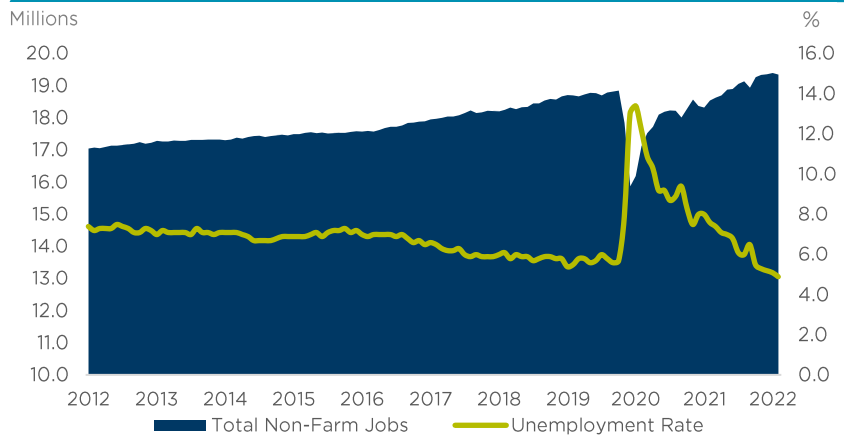


2021 GDP Growth **4.5%**
2022F GDP Growth **3.3%**
Estimated

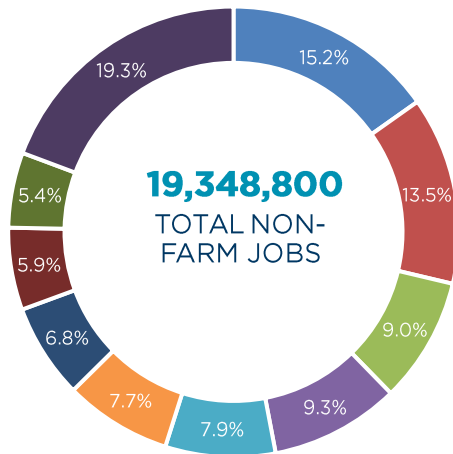
Unemployment Rate
7.6% June 2021
4.9% June 2022

Road to Recovery
-3.0M Mar.-Apr. 2020 Total Jobs Losses
3.5M May 2020-June 2022 Total Jobs Gains

Total Non-Farm Employment vs. Unemployment Rate



Employment by Industry



- Wholesale and retail trade
- Health care and social assistance
- Manufacturing
- Professional, scientific and technical services
- Construction
- Educational services
- Finance, insurance, real estate, rental and leasing
- Public Administration
- Accommodation & food services
- Other



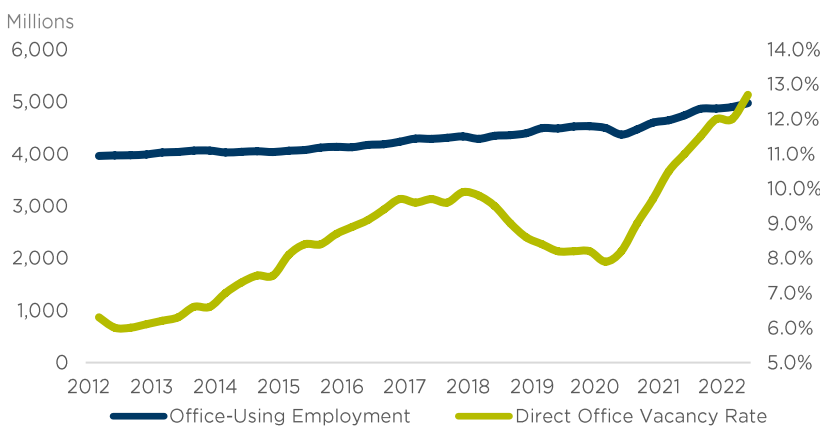
Employment Change June 2021 vs. June 2022

City	Change	Gains	No. of Jobs
VANCOUVER	3.5%	52K	1.5M
CALGARY	8.3%	67K	875K
EDMONTON	5.8%	44K	8.4K
SASKATOON	12.5%	22K	194K
WINNIPEG	3.5%	15K	458K
KITCHENER/WATERLOO	3.2%	10K	329K
LONDON	5.1%	14K	295K
TORONTO	8.5%	281K	3.6M
OTTAWA	2.0%	12K	613K
MONTREAL	2.2%	51K	2.3M
HALIFAX	7.9%	18K	253K

Year-Over-Year Job Changes by Sector (June 2021 vs. June 2022)



Office-Using Employment vs. Direct Office Vacancy



For more information, please contact:

Kristina Bowman
Senior Manager of Research
416 359 2419
kristina.bowman@cushwake.com

©2022 Cushman & Wakefield. The information contained within this report is gathered from multiple sources believed to be reliable. The information may contain errors or omissions and is presented without any warranty or representations as to its accuracy.