

# NATIONAL EMPLOYMENT REPORT

CANADA | May 2022

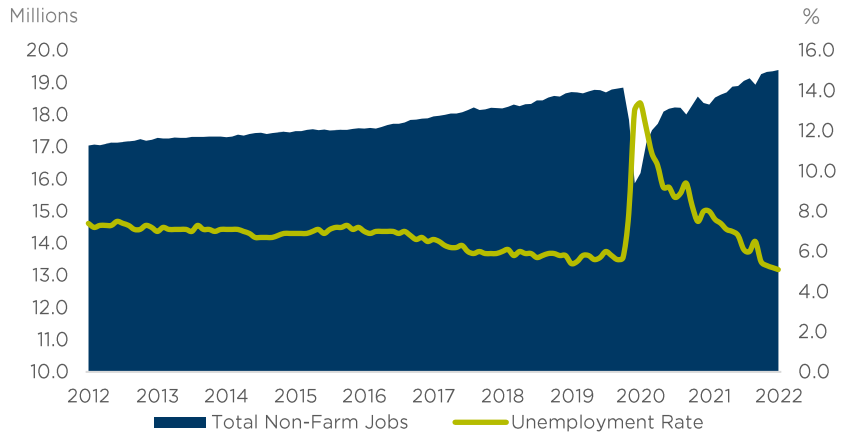


2021 GDP Growth **4.6%**  
2022F GDP Growth **3.7%**  
Estimated

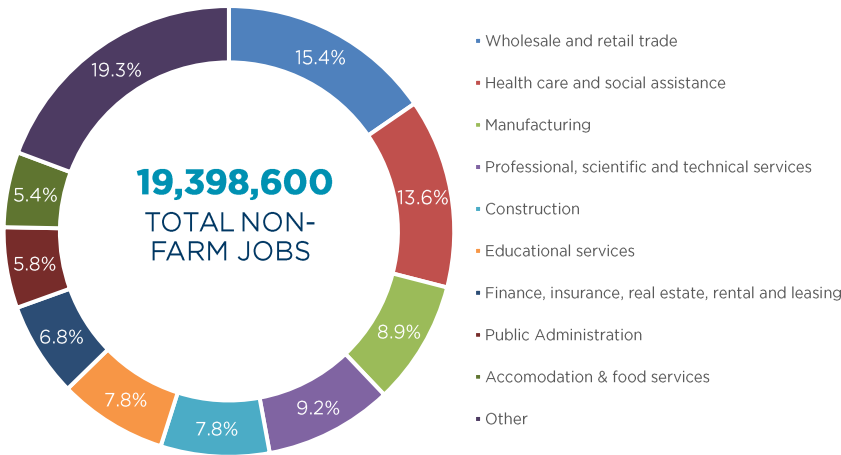
Unemployment Rate  
**8.0%** May 2021  
**5.1%** May 2022

Road to Recovery  
**-3.0M** Mar.-Apr. 2020 Total Jobs Losses  
**3.5M** May 2020-May 2022 Total Jobs Gains

## Total Non-Farm Employment vs. Unemployment Rate



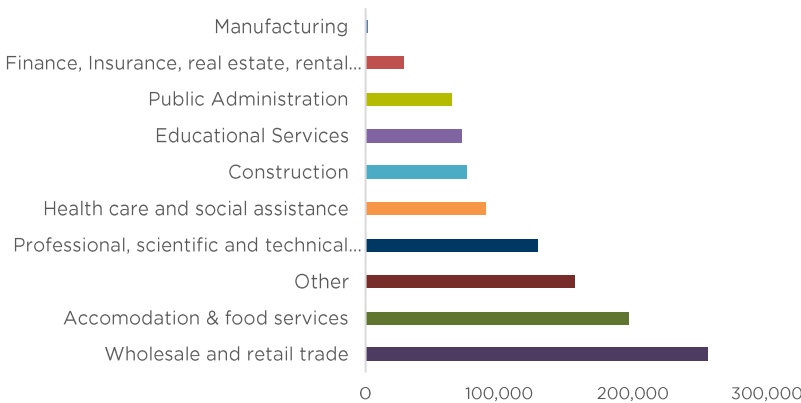
## Employment by Industry



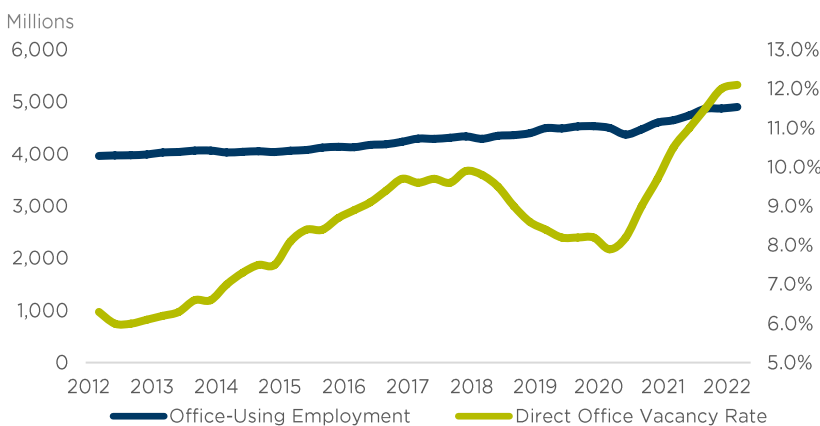
## Employment Change May 2021 vs. May 2022

City	Change	Gains	No. of Jobs
<b>VANCOUVER</b>	<b>3.6%</b>	<b>54K</b>	<b>1.5M</b>
<b>CALGARY</b>	<b>6.6%</b>	<b>53K</b>	<b>862K</b>
<b>EDMONTON</b>	<b>4.7%</b>	<b>35K</b>	<b>799K</b>
<b>SASKATOON</b>	<b>12.3%</b>	<b>21K</b>	<b>194K</b>
<b>WINNIPEG</b>	<b>2.7%</b>	<b>12K</b>	<b>457K</b>
<b>KITCHENER/WATERLOO</b>	<b>3.0%</b>	<b>10K</b>	<b>329K</b>
<b>LONDON</b>	<b>6.2%</b>	<b>17K</b>	<b>296K</b>
<b>TORONTO</b>	<b>8.6%</b>	<b>284K</b>	<b>3.6M</b>
<b>OTTAWA</b>	<b>2.6%</b>	<b>15K</b>	<b>612K</b>
<b>MONTREAL</b>	<b>3.3%</b>	<b>75K</b>	<b>2.3M</b>
<b>HALIFAX</b>	<b>5.6%</b>	<b>13K</b>	<b>249K</b>

## Year-Over-Year Job Changes by Sector (May 2021 vs. May 2022)



## Office-Using Employment vs. Direct Office Vacancy



For more information, please contact:

**Kristina Bowman**  
Senior Manager of Research  
416 359 2419  
[kristina.bowman@cushwake.com](mailto:kristina.bowman@cushwake.com)

©2022 Cushman & Wakefield. The information contained within this report is gathered from multiple sources believed to be reliable. The information may contain errors or omissions and is presented without any warranty or representations as to its accuracy.