

NATIONAL EMPLOYMENT REPORT

CANADA | March 2022

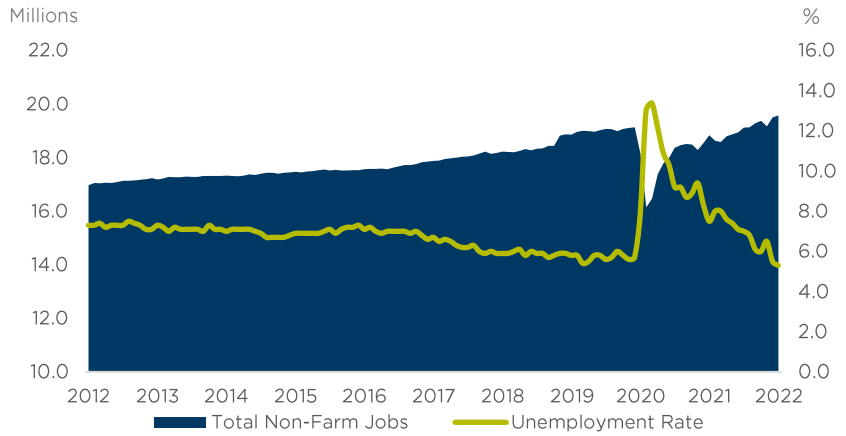


2021 GDP Growth **4.6%**
2022F GDP Growth **3.9%**
Estimated

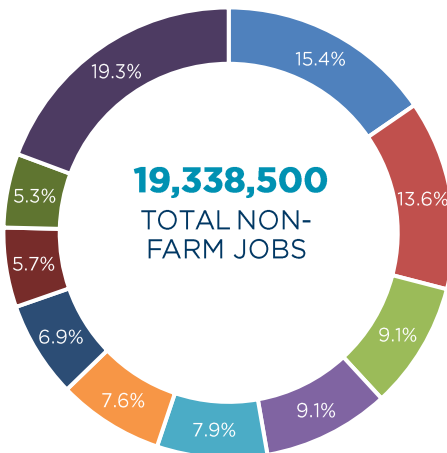
Unemployment Rate
7.5% Mar. 2021
5.3% Mar. 2022

Road to Recovery
-3.0M Mar.-Apr. 2020 Total Jobs Losses
3.4M May 2020-Mar. 2022 Total Jobs Gains

Total Non-Farm Employment vs. Unemployment Rate



Employment by Industry

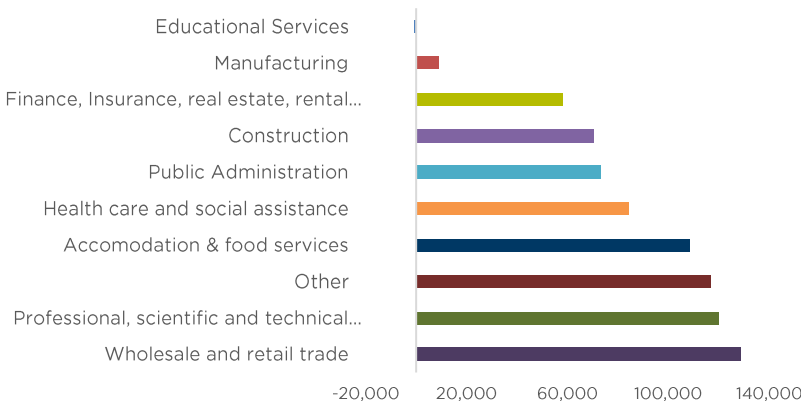


- Wholesale and retail trade
- Health care and social assistance
- Manufacturing
- Professional, scientific and technical services
- Construction
- Educational services
- Finance, insurance, real estate, rental and leasing
- Public Administration
- Accommodation & food services
- Other

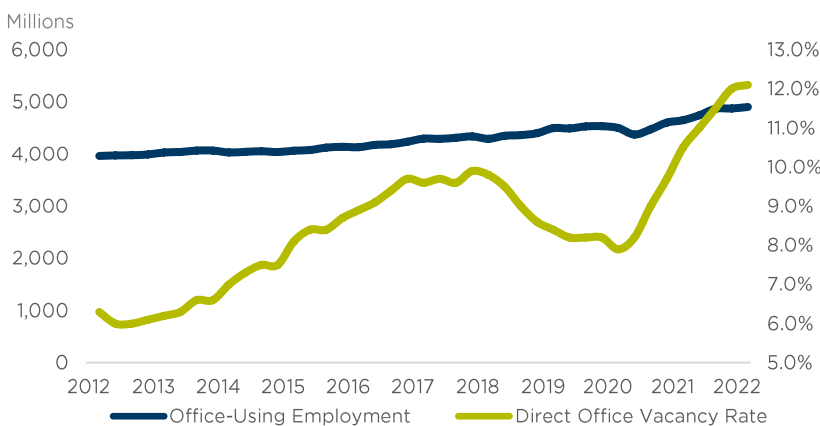
Employment Change Mar. 2021 vs. Mar. 2022

City	Change	Gains	No. of Jobs
VANCOUVER	3.6%	53K	1.5M
CALGARY	5.3%	42K	848K
EDMONTON	3.4%	26K	785K
SASKATOON	13.4%	23K	192K
WINNIPEG	5.1%	22K	456K
KITCHENER/WATERLOO	4.5%	14K	328K
LONDON	7.0%	19K	293K
TORONTO	7.7%	254K	3.5M
OTTAWA	0.6%	3K	591K
MONTREAL	4.5%	100K	2.3M
HALIFAX	0.2%	.5K	242K

Year-Over-Year Job Changes by Sector (Mar. 2021 vs. Mar. 2022)



Office-Using Employment vs. Direct Office Vacancy



For more information, please contact:

Kristina Bowman
Senior Manager of Research
416 359 2419
kristina.bowman@cushwake.com

©2022 Cushman & Wakefield. The information contained within this report is gathered from multiple sources believed to be reliable. The information may contain errors or omissions and is presented without any warranty or representations as to its accuracy.